

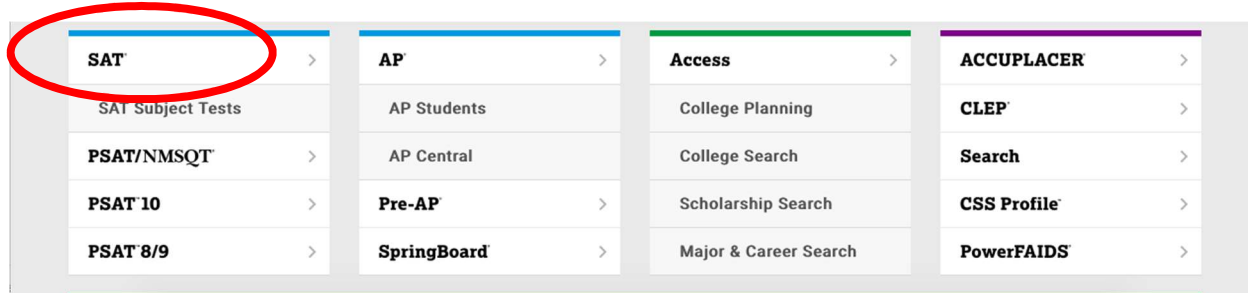
A Guide for SAT Registration

Go to www.collegeboard.org and log into your College Board account!

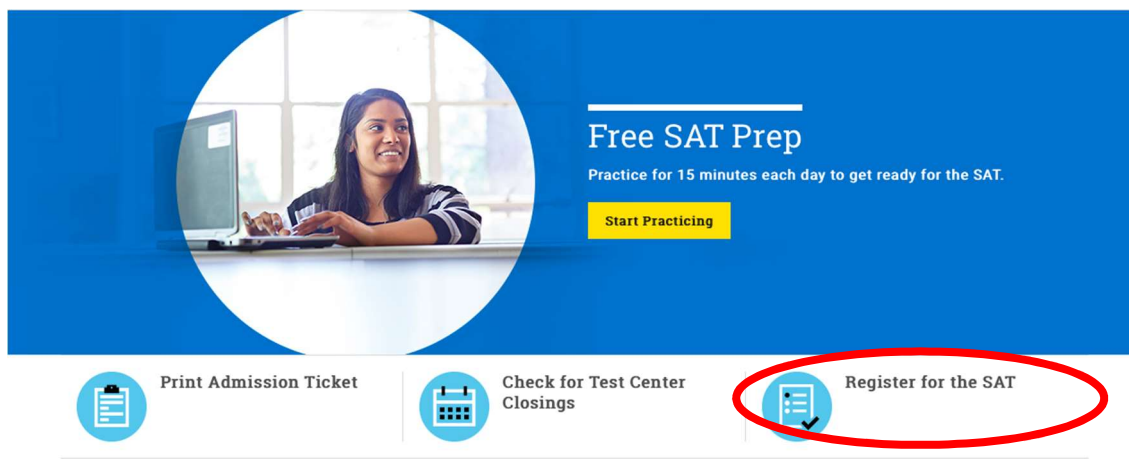
If you haven't made an account, do so!

Be sure to save your username and password – you will be using this account frequently!

1. Click on “SAT”



2. Click on the “Register for the SAT” button



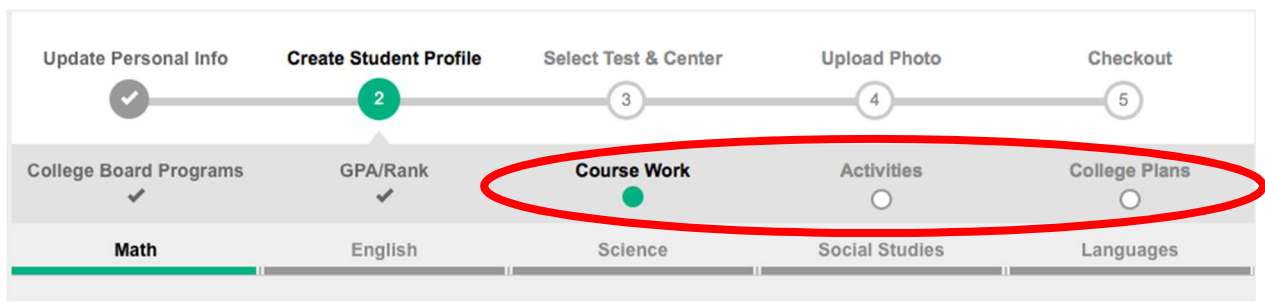
3. Verify your password

4. Fill out the required information (red stars indicate the required fields) for each page

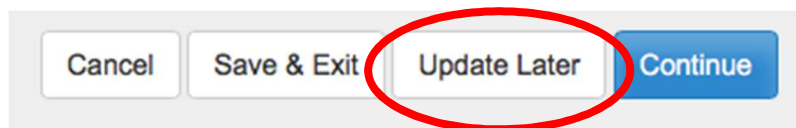
a. Update Personal Info

- i. Make sure the name you use when registering matches the ID you are bringing to the test (do not use nicknames, use correct capitalizations, etc.)
- ii. When entering Lake-Lehman as your high school, our School Code is: 392230
- iii. If you created your account as a junior and are registering for the SAT as a senior, update your Current Grade Level!
- iv. Under “Demographics”, if you do not feel comfortable sharing your parental income level (or do not know what it is), you can always click on “prefer not to answer”

b. Create Student Account



- ii. You can choose to fill these out at any time, but are not required to finish registering for the SAT. If you would like to continue without filling these out, hit “Update Later” at the bottom of the page



c. Select Test & Center

- i. If you would like to discuss whether or not to take the SAT Essay, see Mrs. Molino!
- ii. If you think you qualify for Testing Accommodations, also see Mrs. Molino!
- iii. **If you qualify for Free/Reduced Lunch, you qualify for a fee waiver for the SAT - see Mrs. Molino! If you aren't sure, SEE MRS. MOLINO!**

d. Upload a Photo

- i. When you take your photo, make sure it matches the instructions on the page. Some students have not been allowed to take the exam due to poor photos.
- ii. Photos with Snapchat filters are not accepted!!

e. Checkout

5. Once you are registered, print out your Admissions Ticket and keep it in a safe place. You MUST bring the ticket on the day of the test.

- a. On the back of the Admissions Ticket, you will see a list of what you need to bring with you to the test.

When you register for the SAT, you can select four (4) colleges and universities to send your score reports to for FREE. However, you only have until 9 days after you take the test to use these free score reports. After this, it costs \$12.00 to send reports to each school. Please use your free score reports!!